



A guide for members of the Lake Country Pickleball Club to set up a Pickleball Brackets account and register for Club Brackets Play.

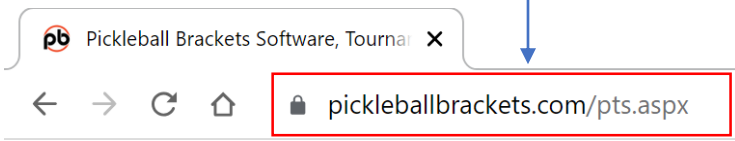


Contents

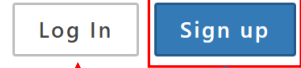
1. How to **Setup your account** in Pickleball Brackets
2. How to **Become a member** of LCPC in Pickleball Brackets
3. How to **Register** for Brackets Play
4. How to **OPT-IN** for Brackets Play
5. **My Stuff**

1. How to Setup your Pickleball Brackets Account


1. In your web browser go to pickleballbrackets.com



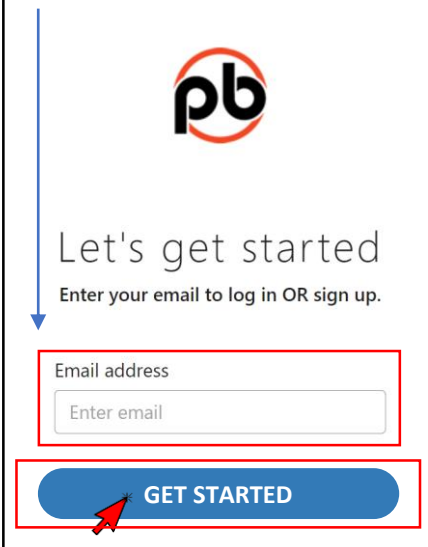
2. Click on the Sign Up Button.



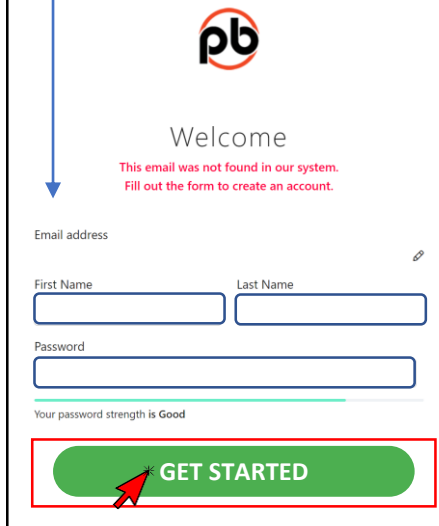
IMPORTANT! – All functionality in Pickleball Brackets requires you to LOGIN to your account.



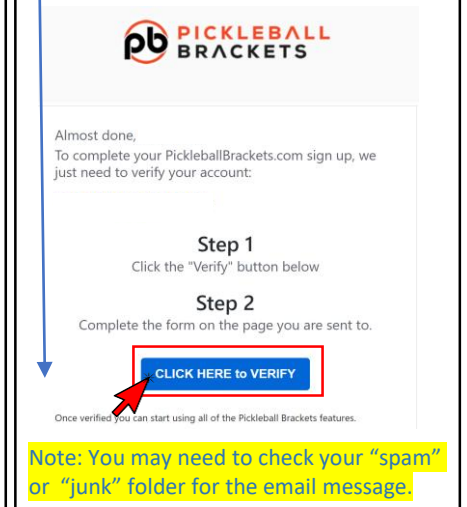
3. Enter your email address.
Click on Get Started.



4. Fill out the form. Select a secure password – write it down! Click on Get Started.



5. Verification – You will receive an email to verify your account. Click on the "VERIFY" button.



Continued on next page

6. Complete your profile. Provide any additional information that relates to your pickleball profile.

Provide a self-rating the same as your LCPC Group. For example: if you are in Group 3.5 for Social Play, you should self-rate at 3.5 for Brackets Play. Those players who self-rate outside of their Group will not be eligible to participate.

Note: You will need to provide your Pickleball Canada membership number. This is available on the receipt issued when you paid your LCPC club fees; or by signing into your Pickleball Canada account.

https://pickleballcanada.org/



When you have completed the form, click on the "Complete Account Setup" button at the bottom of the page.

pb

Great! Almost done!

We just need a little more information from you.

Basic information below.
Additional information can be edited on your profile after your account is created.

First Name Last Name

Email address

Date of Birth Gender
Month Day Year Male Female

Cell Phone
Country Code Area Code Phone
USA (+1)

Pickleball Brackets Text Alerts
 Yes, get texts No, do not get texts

Timezone
- Your Timezone -

Emergency Contact

Emergency Phone
Country Code Area Code Phone
USA (+1)

Doubles Skill Mix Doubles Skill
3.5 3.5

Singles Skill Skinny Singles Skill
Select Select

City

Country
Canada


State / Province / Region
- Select -

LIFE TIME #
If a member

Pickleball Australia #
If a member

Pickleball Canada #
12345

COMPLETE ACCOUNT SETUP

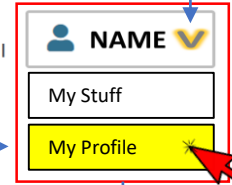


2. How to become a member of LCPC in Pickleball Brackets



Home Tournaments Leagues Players Clubs Pricing Features Pickleball Central

1. Login to your account.
- Click on the down arrow beside your name
- Scroll down to "My Profile"



2. Click on "My Profile."

A web page will open with the following sections...

- 1 Basic Personal Information – complete this
- 2 Address - complete this
- 3 Alternate Address
- 4 Emergency Contact - complete this
- 5 Self Rating
- 6 Association Numbers

Provide a self-rating the same as your LCPC Group. For example: if you are in Group 3.5 for SOCIAL Play, you should self-rate at 3.5 for BRACKETS Play. Those players who self-rate outside of their Group will not be eligible to participate.

5. Self Rating (2 digit skill)

DOUBLES
3.5

MIX DOUBLES
3.5

SINGLES
Optional

SKINNY SINGLES
Optional

VERY - VERY - IMPORTANT!
You must "join" Lake Country Pickleball Club in Pickleball Brackets by providing your Pickleball Canada Membership Number. This can be found on the receipt issued to you when you joined LCPC; or you can click on the link below to lookup your # by logging into your Pickleball Canada account. **This is mandatory – no exceptions!**

PICKLEBALL CANADA #
12345

[Pickleball Canada Member Lookup*](#)

CTPR Doubles:
CTPR Mixed:
CTPR Singles:
CTPR Skinny Singles:

The other associations and membership numbers listed in Section 6 are optional and not required.

Save Profile

Be sure to click **Save Profile** at the top of the page!

3. How to Register for Brackets (League) Play

1. Login to your account.

2. Click on "Leagues" in the top menu.

3. In the menu on the left side of the screen, Enter Keyword "Lake Country".

Click on the **SEARCH** button above.

You will see the LCPC Leagues – Mens/Womens/Co-Ed. Click the league where you want to play.

Register

4. Click on "Details"

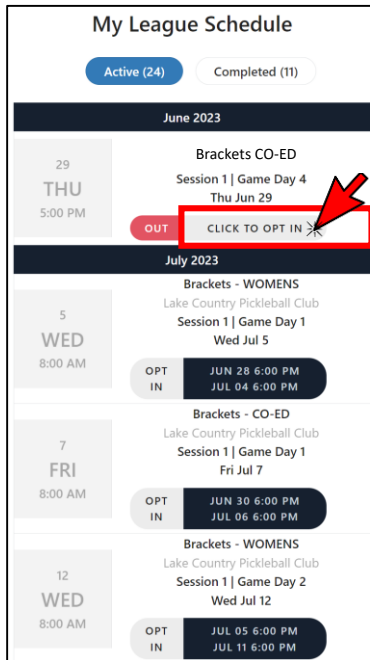
5. Click on the "Register" button to participate in the next scheduled date.

Click on "Standings" or "Schedule" for additional information related to this Bracket.

IMPORTANT! Registration DOES NOT put you in the lineup. You must "OPT-IN" to the join scheduled play dates. See "OPT-IN" instructions on next page.

4. How to OPT-IN to scheduled BRACKETS play dates

- Login to your Account
- Click on the BRACKETS Group where you are Registered
- Click on My League Schedule button.
- You will see a list of BRACKETS (Leagues) where you are eligible to play.

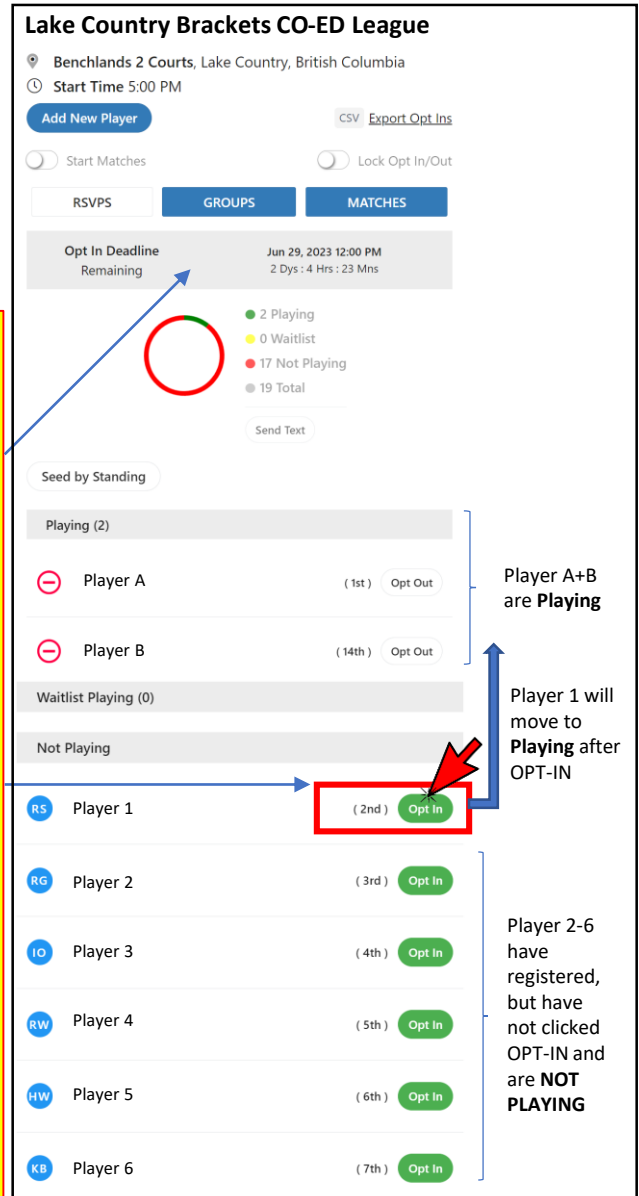


Click on the date you want to OPT-IN to play.

The window for players to OPT-IN opens 7 days in advance of the scheduled start time; and closes at 6PM the day before play is scheduled.

After clicking on the OPT-IN button, your name will move from NOT PLAYING to the PLAYING window; Players are displayed based on their BRACKETS rating.

OPT-OUT: If you change your mind or cannot play, please click on OPT-OUT to open a spot for the next player on the WAITLIST.



IMPORTANT! – There is more than 1 way to OPT-IN to play. The examples shown here are the 2 most common ways to OPT-IN to a scheduled play date.

MY STUFF – Once you have established your account and joined a club or league, all your information is easy to access by logging in to your account and clicking on the “MY STUFF” button in the login menu. You can see a dashboard that includes any clubs, leagues, tournaments that where you have registered or participated.

FIRST NAME

My Stuff

My Profile

pb | Dashboard
Tourneys
Leagues
Clinics
Clubs / Organizations

First/Last Name
Email address
Contact Info

[Profile](#) [Stats](#)

Financial Transactions

DoB:
Gender: M
Doubles Skill: 4.0
Mix Doubles Skill: 4.0
Singles Skill: 3.5
Australia #:
Canada #:
USAP #:
USSP #:
PAA #:
WPF #:
Text Alerts: No

TOURNAMENTS	
Registered For	Managing
0	2
CLICK FOR DETAILS	

LEAGUES	
Registered For	Managing
6	9
CLICK FOR DETAILS	

CLINICS	
Registered For	Managing
0	0
CLICK FOR DETAILS	

CLUBS & ORGANIZATIONS	
Member of	Managing
5	1
CLICK FOR DETAILS	

Coldstream Pickleball Club
Coldstream, British Columbia
[90 Members](#)

Lake Country Pickleball Club
Lake Country, British Columbia
[211 Members](#)

Pickleball Kelowna Club
Kelowna, British Columbia
[542 Members](#)

Vernon Pickleball Association
Vernon, British Columbia
[592 Members](#)